



**Health**

Hunter New England  
Local Health District



# A research-practice partnership for improving the health of populations

Luke Wolfenden, Karen Gillham, John Wiggers.  
Hunter New England Population Health  
The University of Newcastle



# Background



- Burden of chronic disease
  - Evidence-based policy and practice recommended
  - Evidence/practice gap persists
- Common approaches to increasing evidence-based practice
  - Evidence-based training of policy-makers/practitioners
  - Better dissemination methods of research evidence
  - Targeted policy/practice focused research funding
  - Creation of evaluation units/positions in service organisations
- Partnership approach may improve the efficiency of the translation process



# Pathway of research to practice: Traditional model



Idea



# Pathway of research to practice: Traditional model



Idea → funding



# Pathway of research to practice: Traditional model



Idea → funding → trial



# Pathway of research to practice: Traditional model



Idea → funding → trial → submit



# Pathway of research to practice: Traditional model



Idea → funding → trial → submit → publish/guideline



# Pathway of research to practice: Traditional model



Idea → funding → trial → submit → publish/guideline → end-user aware of research





# Pathway of research to practice: Traditional model



Idea → funding → trial → submit → publish/guideline → end-user aware of research → research considered useful



# Pathway of research to practice: Traditional model



Idea → funding → trial → submit → publish/guideline → end-user aware of research → research considered useful → adoption



# Pathway of research to practice: Traditional model



Idea → funding → trial → submit → publish/guideline → end-user aware of research → research considered useful → adoption

17 years



# Pathway of research to practice: Traditional model



Idea → funding → trial → submit → publish/guideline → end-user aware of research → research considered useful → adoption

17 years



100%



# Pathway of research to practice: Traditional model



Idea → funding → trial → submit → publish/guideline → end-user aware of research → research considered useful → adoption





**Health**  
Hunter New England  
Local Health District

# Pathway of research to practice: Partnership model



Idea →





# Pathway of research to practice: Partnership model



Idea → funding → trial





# Pathway of research to practice: Targeted Partnership model



Idea → funding → trial → submit → publish/guideline → end-user aware of research → research considered useful → adoption



# Pathway of research to practice: Targeted Partnership model



Idea → funding → trial → submit → publish/guideline → end-user aware of research → research considered useful → adoption → submit...



# Pathway of research to practice: Targeted Partnership model



Idea → funding → trial → submit → publish/guideline → end-user aware of research → research considered useful → adoption

< 3 years



100%

100%



# Hunter New England Population Health / University of Newcastle Partnership



- Aim:
  - To describe a public health research practice partnership to build the capacity for translation research
- HNEPH / University partnership model
  - HNEPH provides population health services
  - Partnership established 1992 (HCHA)
    - 23 years
  - 100 staff across 3 sites (17 university)



# How it operates



- MOU between University academics and HNEPH
- Integration of research and practice
  - Each service is evaluated and supports research outputs
  - Each research initiative is service delivery orientated
- Co-location
- Research staff embedded in service team/service staff embedded in research initiatives – no distinction- role and function defined
- Shared: IP, professional development, publication opportunities

# Key partnership characteristics



- 1. Leadership
  - Service delivery values and expertise
  - Research values and expertise
  - Co-appointment between University and Health Service
- 2. Training
  - In-house workshops and seminars
  - Engagement of service staff in research projects
  - Formal RHD supervision
  - Traineeships, professional placements etc




# Key partnership characteristics



## 3. Infrastructure and resources

- Statisticians and programmers, data entry
- Health professionals
  - Dietitians, psychologists, physiotherapists, physicians, registered nurses, health promotion practitioners
- Telephone call centre
  - Intervention delivery, monitoring and surveillance, trial evaluation



## 4. Strategic Collaborations

- Based on expertise access
- Examples: Australian Drug Foundation, NSW Ministry of Health, Turning Point, Parenting Research Centre, Cancer Council, NSW Family Service Inc..

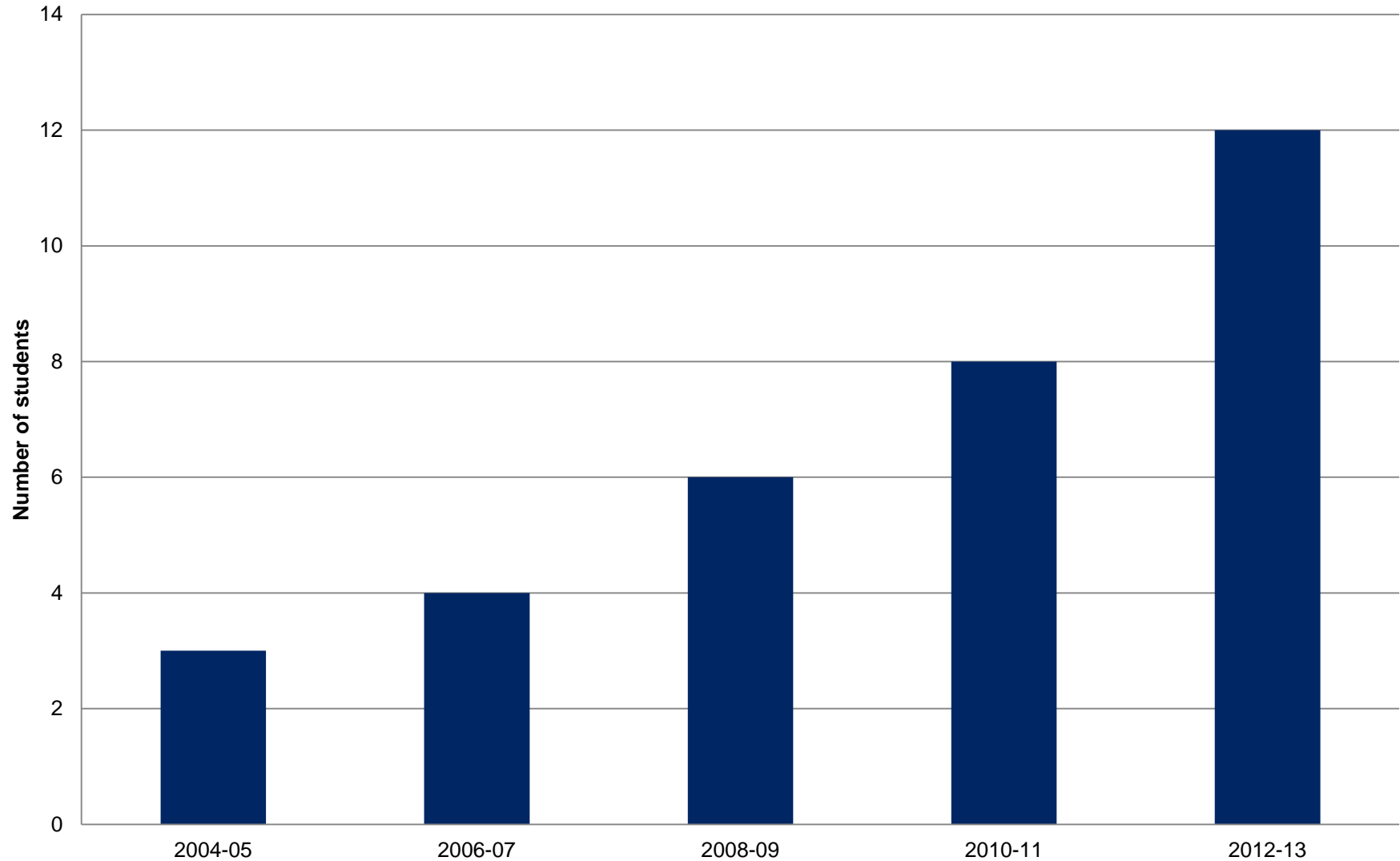




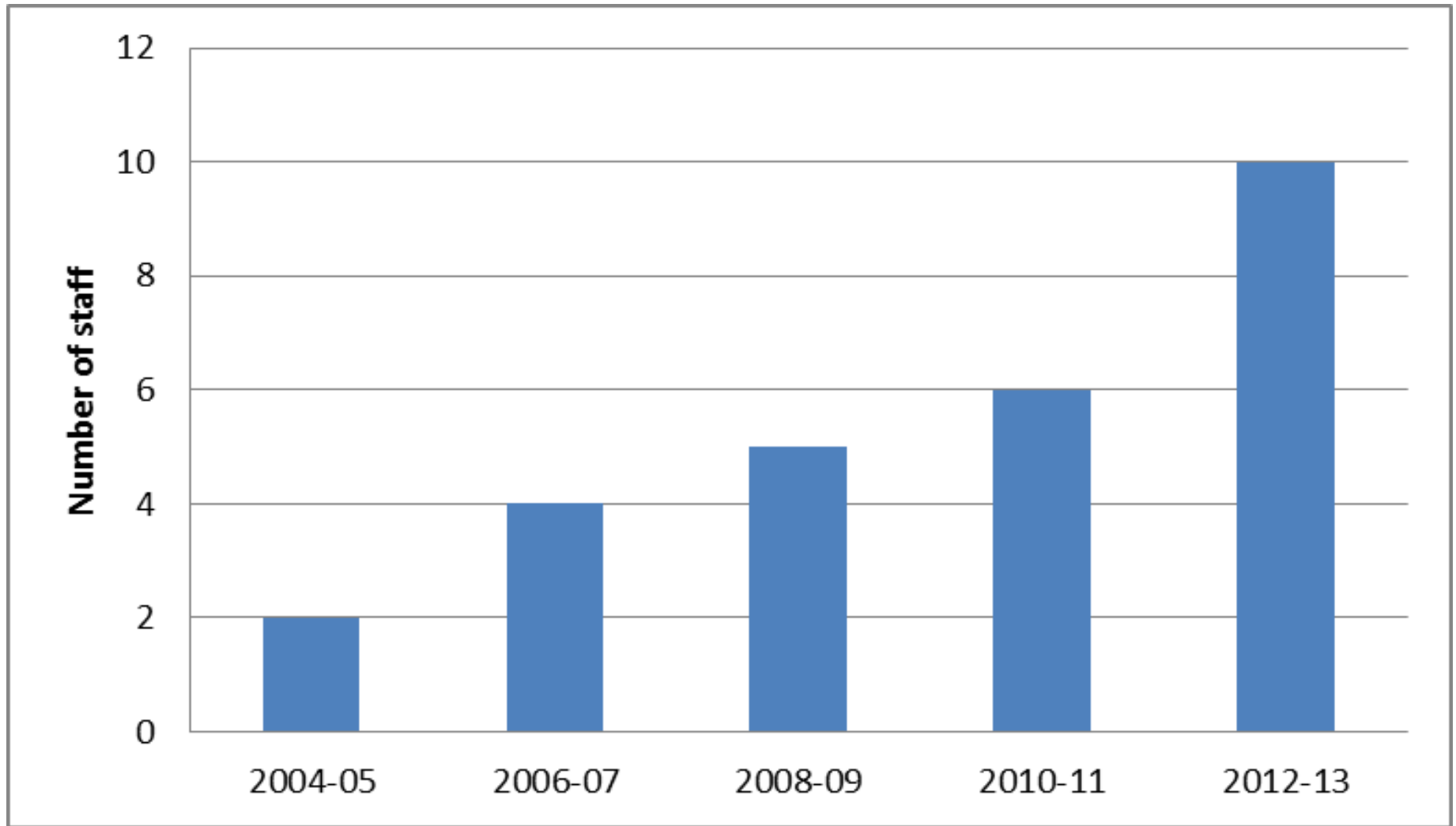
# Partnership outcomes and impact



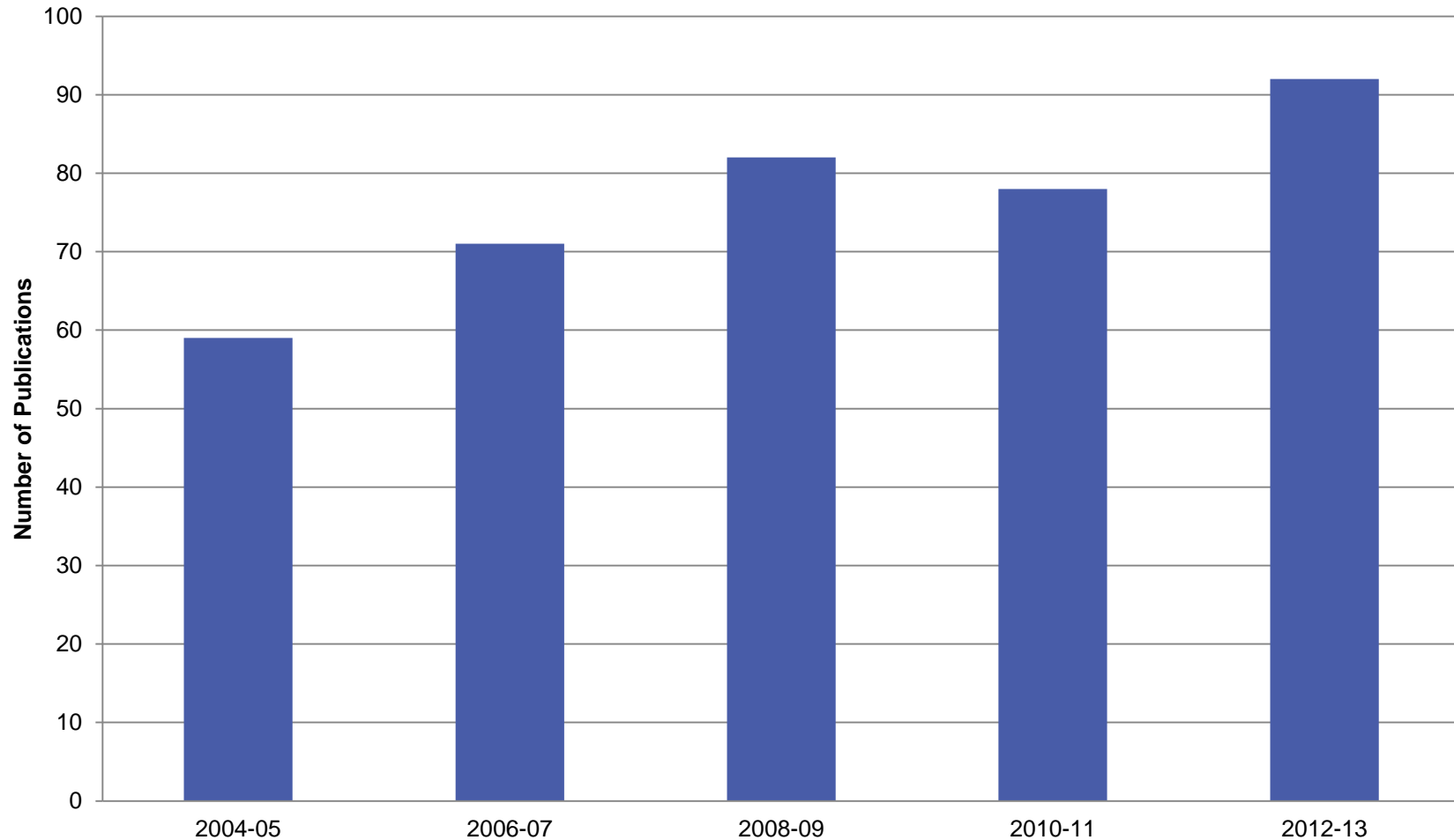
# Enhanced Population Health Workforce: PhD Students



# Enhanced HNEPH Workforce: HNEPH staff with PhD's



# Contribute to evidence base: Journal Publications

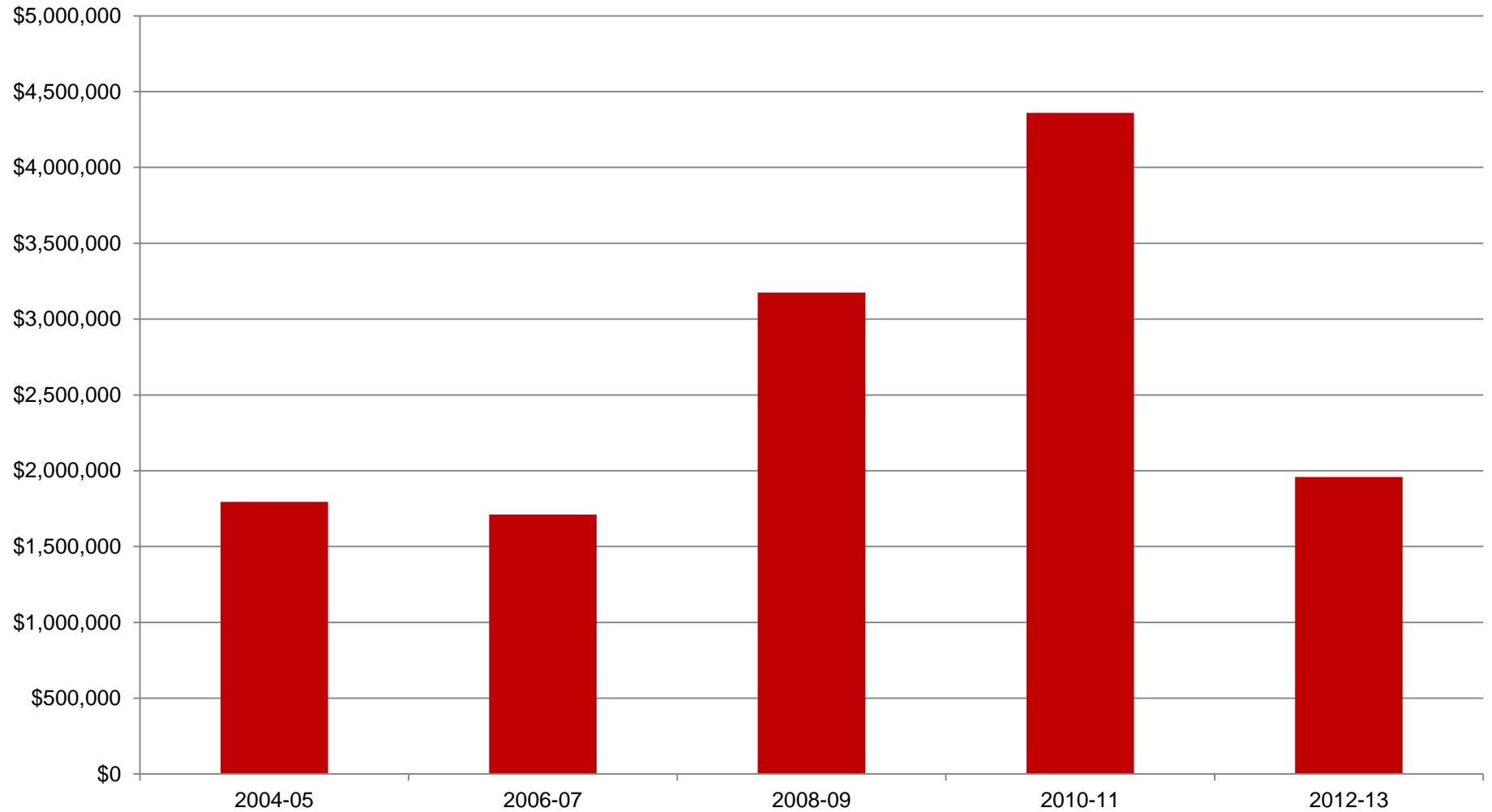


# Attract external funds for HNEPH service delivery

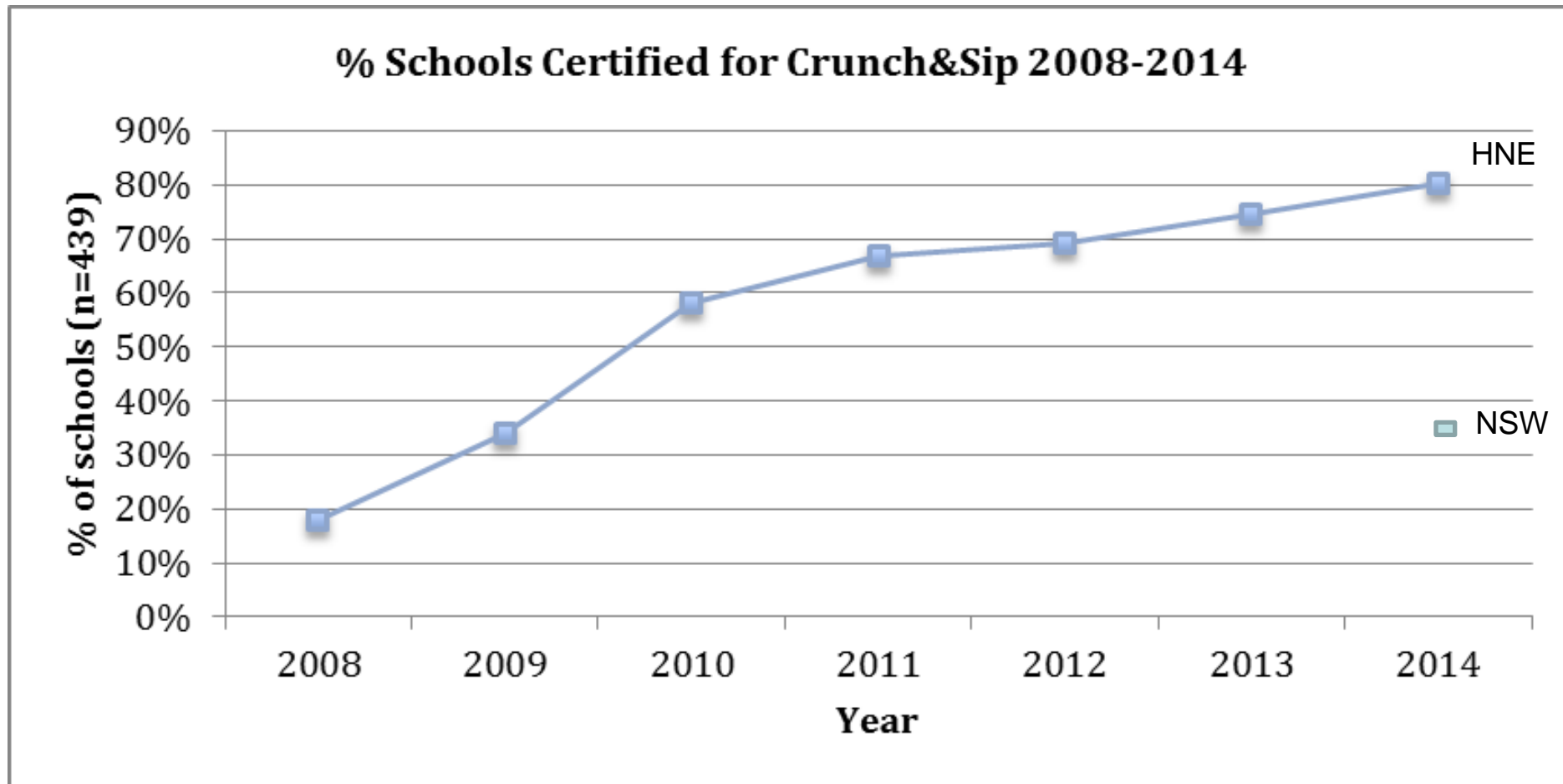


- Externally funded PhD scholarships
  - Currently x10
- Externally funded research fellows
  - Currently 2 x NHMRC, 1 x NHF, 1 x HMRI
- Grant income
  - Government, NGO
  - Nationally competitive

# Nationally Competitive Grant Income



# Enhanced effectiveness /outcomes – Child obesity





## 1. **Local/Hunter New England** – Smoking cessation for inpatients

- Partnership HNEPH / Newcastle University
- Clinic, 4 hospitals, entire hospital network 2009-2011

## 2. **NSW-** Good for Kids

- Partnership, HNEPH / Newcastle and Sydney Uni / NSW Ministry of Health in 2006
- Informed intervention setting strategy and targets for NSW HCI





## 3. **National** - Good Sports

- HNEPH / Newcastle University / Australian Drug Foundation in 2006
- \$19 million national roll-out 2014-17
- ARC grant for sustainability

## 4. **International-** Alcohol Linking Program

- Partnership HNEPH / Newcastle University / NSW Police
- Rolled out across NSW in 2002-2006 and NZ in 2004-6



# Conclusion



- Research partnerships may increase the use of evidence in policy and practice decisions
- Research Practice partnerships can benefit academic and service organisations
- HNEPH/ University of Newcastle Partnership represents one model of how this could be achieved.

# Acknowledgements



- With grateful acknowledgements of ..



Hunter New England Population Health is a unit of the Hunter New England Local Health District.



Supported by funding from NSW Health through the Hunter Medical Research Institute.



Developed in partnership with the University of Newcastle.

